
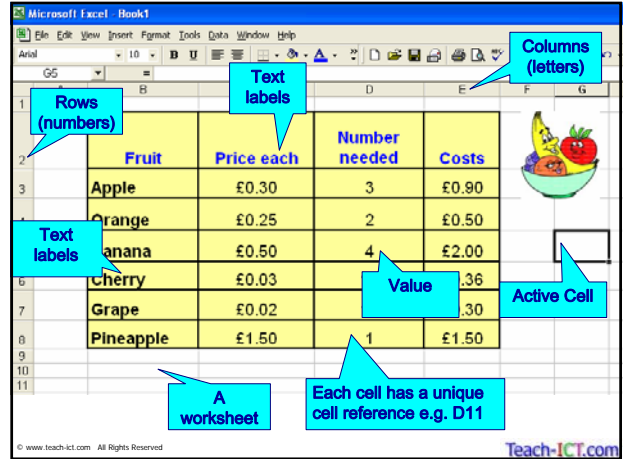


Spreadsheets



© www.teach-ict.com All Rights Reserved Teach-ICT.com



Rows (numbers)

Columns (letters)

Text labels

Value

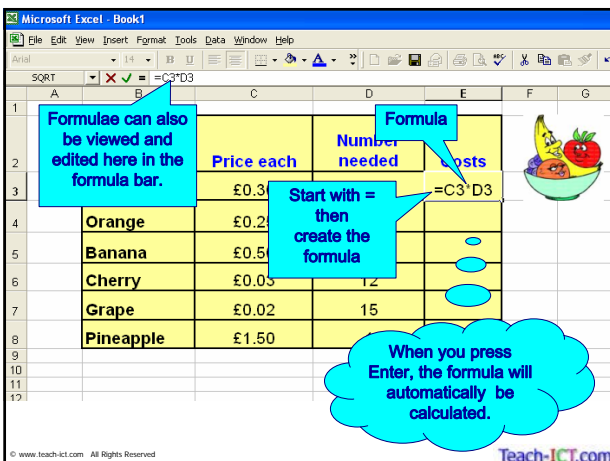
Active Cell

A worksheet

Each cell has a unique cell reference e.g. D11

	Fruit	Price each	Number needed	Costs
2	Apple	£0.30	3	£0.90
3	Orange	£0.25	2	£0.50
4	Banana	£0.50	4	£2.00
5	Cherry	£0.03		.36
6	Grape	£0.02		.30
7	Pineapple	£1.50	1	£1.50

© www.teach-ict.com All Rights Reserved Teach-ICT.com



Formulae can also be viewed and edited here in the formula bar.

Formula

Start with = then create the formula

When you press Enter, the formula will automatically be calculated.

	Price each	Number needed	Costs
3	£0.30		
4	Orange £0.25		
5	Banana £0.50		
6	Cherry £0.03	12	
7	Grape £0.02	15	
8	Pineapple £1.50		

© www.teach-ict.com All Rights Reserved Teach-ICT.com

Formula

- All formula must start with =
- To add something, use +
- To subtract something, use -
- To multiply something, use *
- To divide something, use /

© www.teach-ict.com All Rights Reserved Teach-ICT.com

Formula



All formula must start with =

To add something, use +

To subtract something, use -

To multiply something, use *

To divide something, use /

You may:

Guide teachers or students to access this resource from the teach-ict.com site

Print out enough copies to use during the lesson

You may not:

Save this resource to a school network or VLE

Adapt or build on this work

A subscription will enable you to access an editable version and save it on your protected network or VLE